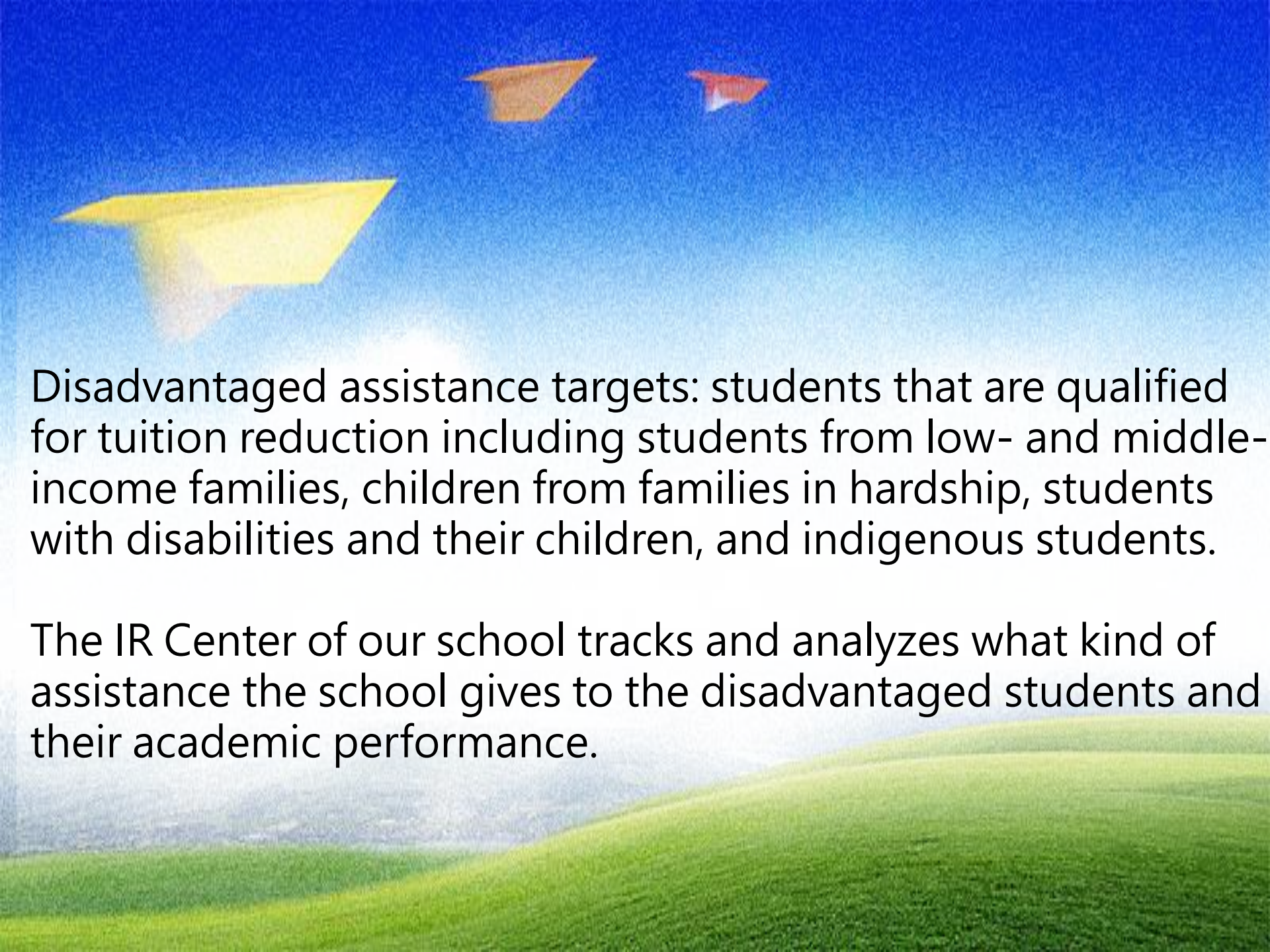


NTHU Disadvantaged Assistance Program

Center for Institutional Research

NTHU



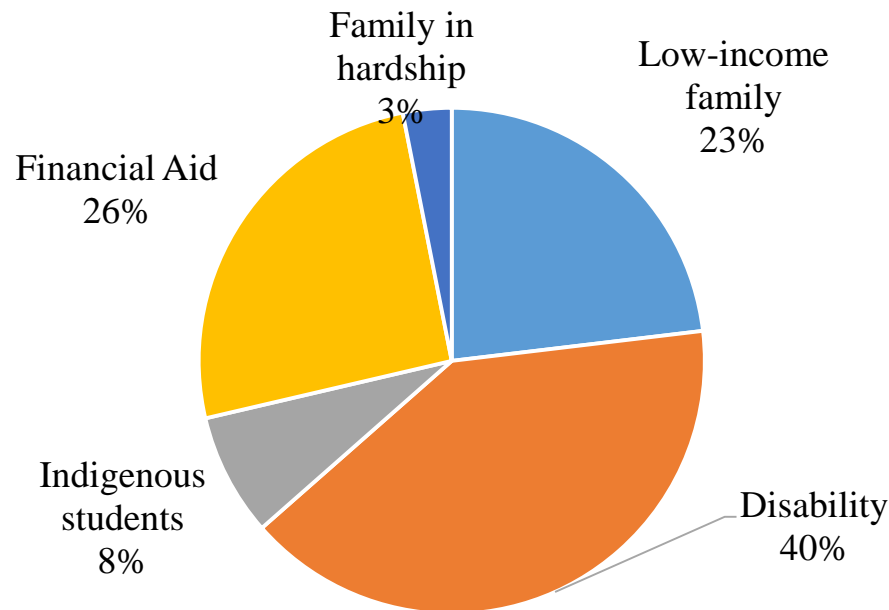
The background of the slide features a bright blue sky with a soft gradient, transitioning from a deeper blue at the top to a lighter blue near the horizon. Three paper airplanes are shown in flight: a large yellow one on the left, a smaller orange one in the upper center, and a small red one on the right. Below the sky, there are rolling green hills that fade into a light blue mist or haze at the horizon. The overall scene is bright and optimistic.

Disadvantaged assistance targets: students that are qualified for tuition reduction including students from low- and middle-income families, children from families in hardship, students with disabilities and their children, and indigenous students.

The IR Center of our school tracks and analyzes what kind of assistance the school gives to the disadvantaged students and their academic performance.

Distribution of disadvantaged students

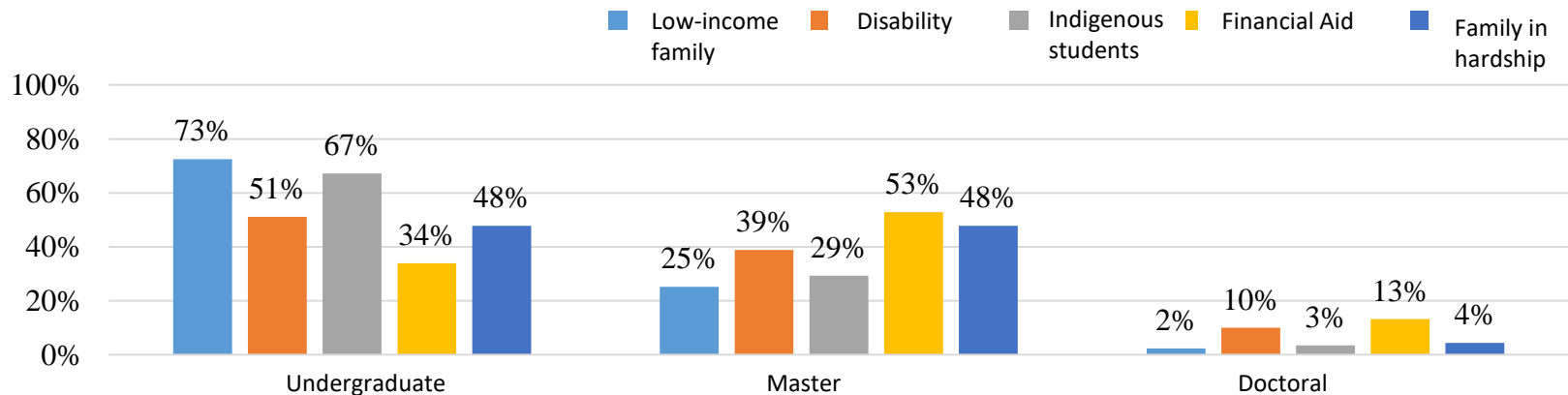
- Most are the students with disability(40%)
- Least are the students from hardship(3%)



	Low-income family	Disability	Indigenous students	Financial Aid	Family in hardship	Others	Total
Number	171	299	58	189	23	5	745
Percentage	23%	40%	8%	25%	3%	1%	100%

Distribution of disadvantaged students in the school

- “Low-income family” accounts the most in college (73%)
- “Financial Aid” accounts the most in master program(53%)

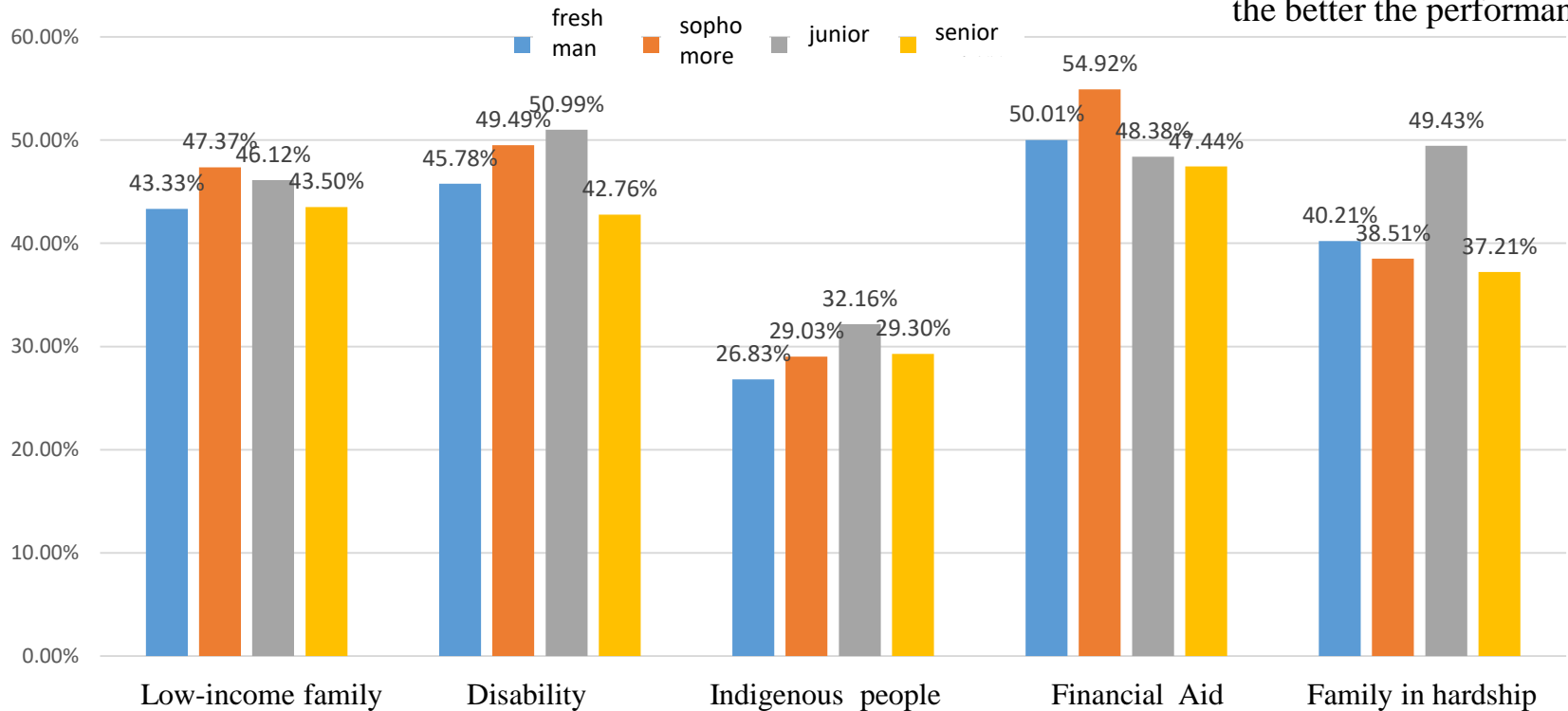


		College	Master Program	Doctoral Program	Total
Low-income family	Number	124	43	4	171
	Percentage	73%	25%	2%	100%
Disability	Number	153	116	30	299
	Percentage	51%	39%	10%	100%
Indigenous students	Number	39	17	2	58
	Percentage	67%	29%	3%	100%
Financial Aid	Number	64	100	25	189
	Percentage	34%	53%	13%	100%
Family in hardship	Number	11	11	1	23
	Percentage	48%	48%	4%	100%
Others	Number	5	0	0	5
	Percentage	100%	0%	0%	100%

Disadvantage students' academic performance

- The higher the percentage, the better the performance. Generally speaking, students with financial aid have better grades, while indigenous people's grades are relatively low.

P.S. The higher the percentage, the better the performance.



	Low-income family	Disability	Indigenous people	Financial Aid	Family in hardship
Average class ranking	45.08%	47.26%	29.33%	50.19%	41.34%

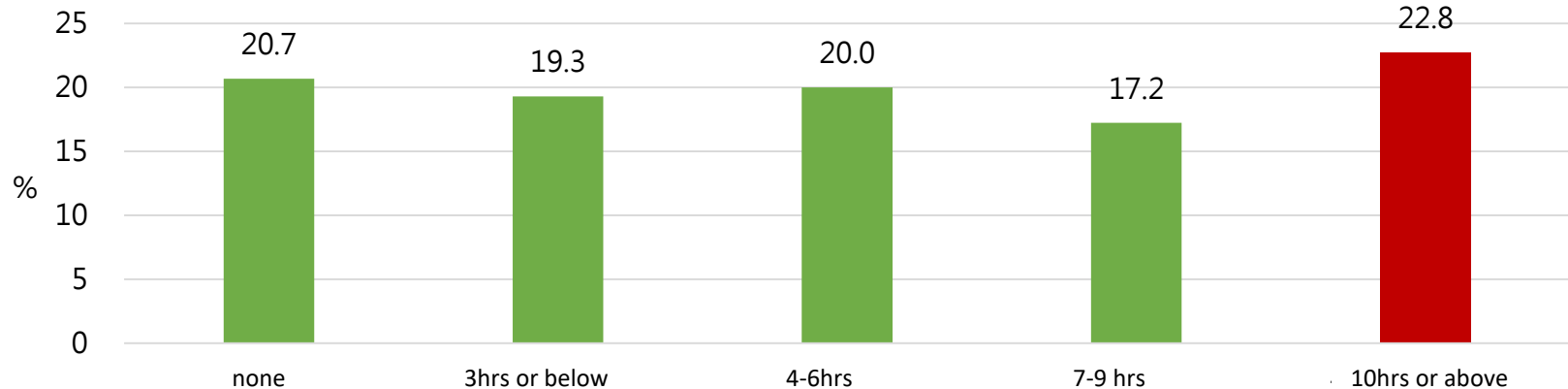
Survey on Helping Disadvantaged Students in Learning Adaptation

Items	Description			
Survey object	745 disadvantaged students			
Response rate		Participant	Population	Response rate
	College	89	396	23%
	Master Program	44	287	15%
	Doctoral Program	8	62	13%
	Overall	143	745	19%

On average, how many hours do I work on and off campus per week during college time?

- Judging from the number of hours disadvantaged students work, 10 hours or above accounts the most (22.8%), and low-income families (42.4%) are the highest. It also shows that students from low-income families must spend a lot of time working.

On/off campus working time



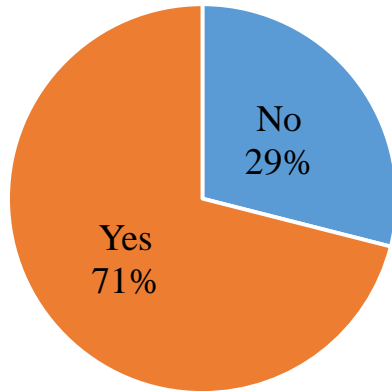
	No part-time job	3hrs or below	4-6hrs	7-9hrs	10hrs or above	Total
N	30	28	29	25	33	145
%	20.7	19.3	20.0	17.2	22.8	

	10hrs or above	Low-income family	Disability	Indigenous students	Financial Aid	Family in hardship	Total
N		14	9	2	8	0	33
%		42.4%	27.3%	6.1%	24.2%	0%	100%

If you encounter learning difficulties, what kind of assistance do you think the school will give you the most substantial benefit to your academic studies?

Tuition exemption and scholarship

Tuition exemption and scholarship



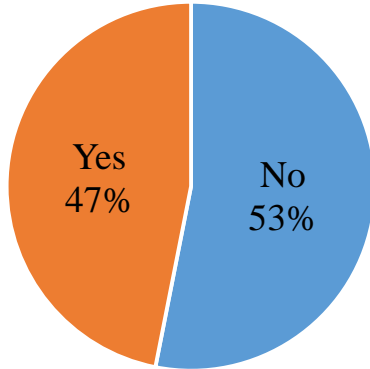
Benefits:

- There are tuition reduction and scholarships, so you can spend less time on raising daily expense and accommodation fee, so you can have more time to study ◦
- Text books and English text books are expensive.
- As long as the economic pressure and troubles can be relieved, it is the greatest benefit. Without these things that ordinary students do not need to worry about, we can also live like ordinary students like them.

If you encounter learning difficulties, what kind of assistance do you think the school will give you the most substantial benefit to your academic studies?

Accommodation priority and accommodation fee exemption

Priority accommodation and accommodation fee exemption



Benefits:

- Living on campus can save a lot of money compared to living outside. It is more comfortable to study, and it is very convenient to go to class. The economic pressure of renting a house outside is really relatively high.
- Accommodation priority and accommodation fee reduction can solve the accommodation problem and have more time to focus on study.

Conclusion

Scholarship and accommodation priority are most helpful for students

- From the data analysis, there have been tuition and miscellaneous fee exemption and Sunrise Scholarship to assist economic aspect.
- In addition, this report also found that students are also in urgent need of accommodation assistance. At present, the school has provided priority accommodation for students with disabilities, students from low-income families, students of low- and middle-income families, and indigenous students, as well as accommodation fees exemption for students from low-income families.

Thank you for your attention!



Email : cirnthu@my.nthu.edu.tw

Tel : 03-5715131#33109